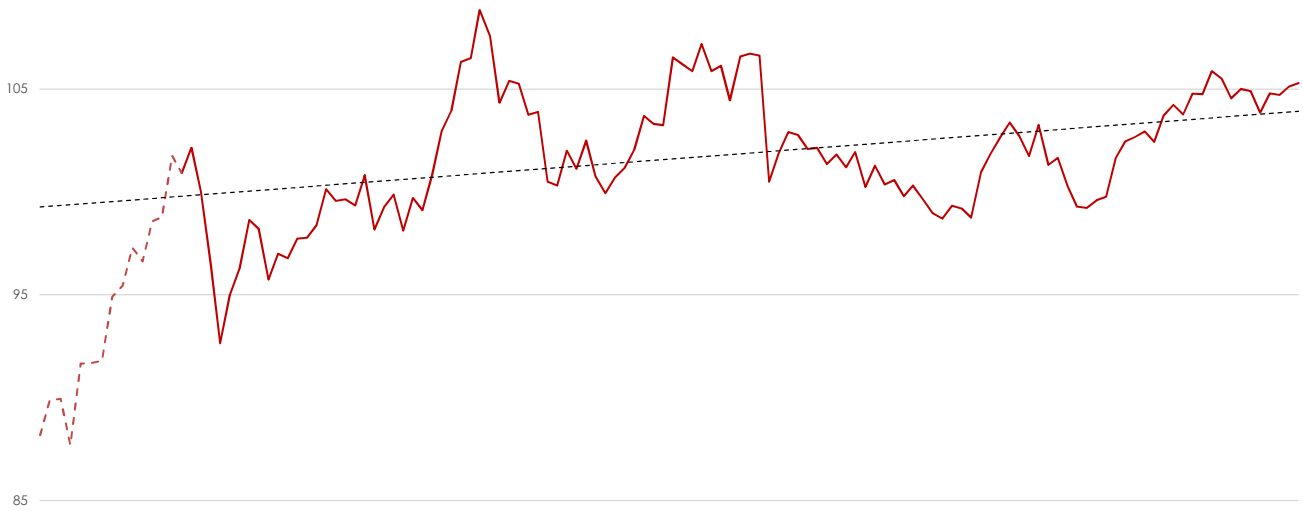


AURYN ABSOLUTE RETURN. THE FUND.

DESCRIPTION

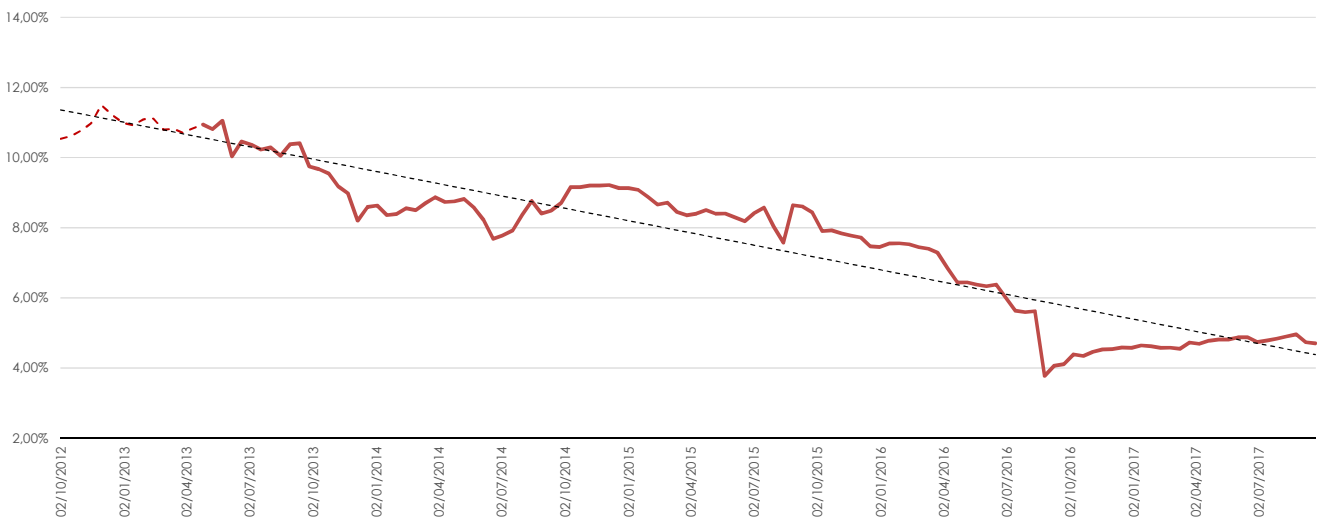
Auryn Absolute Return SICAV SIF is a multistrategy fund with a quantitative approach aimed for absolute return. Its main purpose is the achieving of stable, positive returns with no correlation with the equity market. It has the Bund volatility as a target but it has no rates risk, becoming a substitute for fixed income. This is achieved by the use and management of a portfolio of strategies designed to profit from sustainable market inefficiencies and not from the direction of the market, thus lowering market correlation while keeping returns and volatility stable.

FUND PERFORMANCE



*Dotted line shows Proforma

VOLATILITY



*Dotted line shows Proforma

For more information please call us at +346 54 78 54 35.

MONTHLY COMMENTS

September 2017

September has been an excellent month for trend following strategies, with positive and smooth trends in developed markets, not so much in emerging ones. The rebound in the USD has been instrumental, even though it is still -12% YTD.

Auryn Absolute Return (AAR) achieved a positive performance of +0.48% for the month and a +5.53% return year to date, with a minimum correlation with the markets and a bond-like volatility. This stands out amongst the mixed asset fund universe.

Positive returns are spread among strategies and assets. Entry points in AAR below its linear regression (during corrections) have signaled a great entry setup historically.

Volatility remains close to its target value (4.73%) thanks to the constant improving of existing strategies and the developing of new ones. The Beta of AAR is kept neutral (0.21), showing a strong independence of market movements.

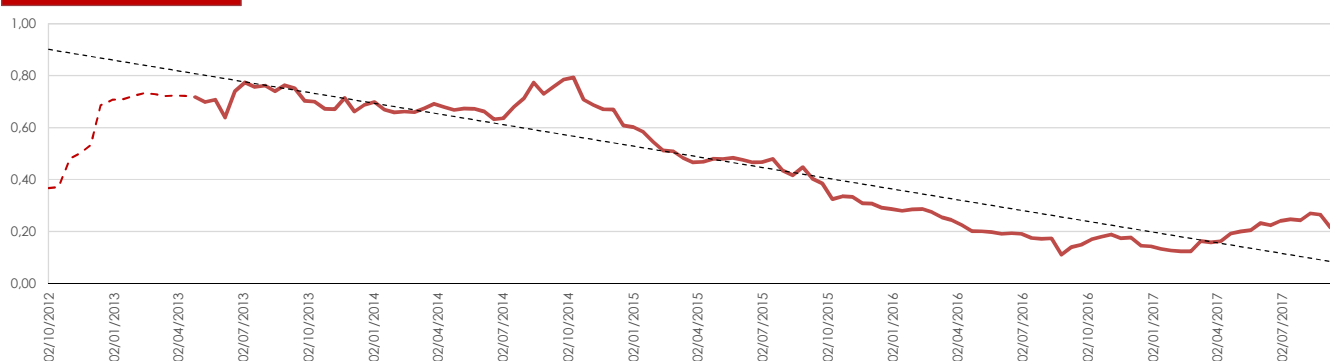
As usual we take no views on the market, we just manage the evolution of markets through quantitative strategies.

NAV	105,30
% return last month	0,48%
% return since inception	5,30%
Return YTD	5,53%
Return 3 months	0,72%
Return 6 months	1,15%
Return 12 months	2,36%
Annualized volatility 12 months	4,73%
Sharpe Ratio 12 months (0%)	0,50
Beta 12 months	0,21
Annualized volatility since inception	4,86%

MONTHLY RETURNS

	JAN	FEB	MAR	APR	MAY	JUN	JUL	AUG	SEP	OCT	NOV	DIC	YEAR
2014	-1,81%	1,72%	0,12%	1,13%	3,81%	1,85%	1,00%	-2,25%	-1,30%	-2,84%	0,67%	-0,94%	0,66%
2015	0,51%	2,49%	-0,43%	2,87%	0,55%	0,48%	-0,53%	-5,84%	2,56%	-0,62%	-0,77%	0,45%	2,00%
2016	-0,65%	-0,69%	-0,43%	-1,5%	0,48%	1,83%	1,67%	0,76%	-0,54%	-1,53%	-1,67%	0,17%	-2,12%
2017	2,7%	0,44%	1,15%	0,58%	0,74%	-0,88%	0,34%	0,13%	0,48%				5,53%

BETA 12M ROLLING



*Dotted line shows Proforma

HISTORIC PARAMETERS

Maximum volatility	11,64%
Minimum volatility	2,84%
Positive months	58,82%
Average monthly return	0,11%

Average return positive months	1,43%
Average return negative months	-1,78%
% positive months when positive markets	75,00%
% positive months when negative markets	20,00%

For more information please call us at +346 54 78 54 35.

STRATEGIES COMMENTS

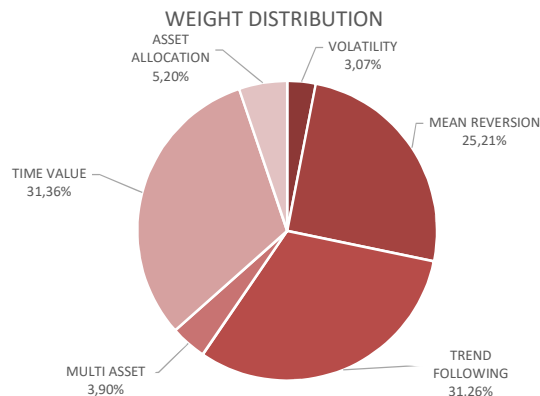
September 2017

The current configuration of strategies is the best since the inception of the fund, not only for its ability for preserving capital but also for its potential in lateral markets.

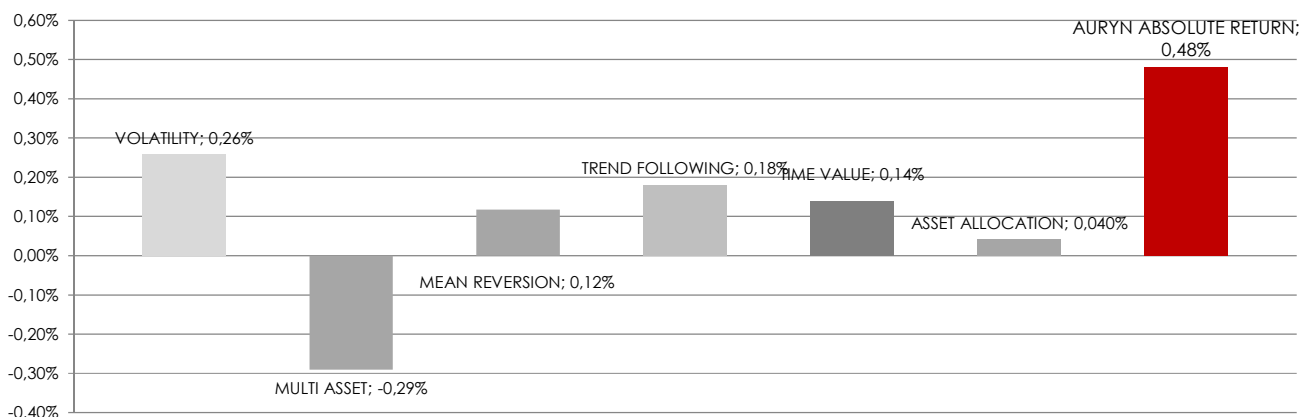
The best performing strategy has been the VOLATILITY GROUP, adding a 0.26% to the fund with a 3.07% weight. The worst performer has been MULTI ASSET GROUP, subtracting a 0.29%.

The addition of the new time value strategies with a significant weight in the fund is a great improvement in terms of convexity, specially in absence of extreme trends.

Entries below the linear regression lines (in corrections) have been the best, historically.



PERFORMANCE ATTRIBUTION



STRATEGIES DESCRIPTION

VOLATILITY GROUP: Strategies that profit from different characteristics of volatility derivatives, such as the asymmetrical distribution of returns, negative correlation with the markets and its behaviour during contango periods

MEAN REVERSION GROUP: Strategies that profit from mean reversion behaviours after extreme movements, either euphorias or panics.

TREND FOLLOWING GROUP: Market Neutral strategies that invest in U.S.A equity (based on fundamental criteria) and Europe equity (based on relative low volatility). Both strategies use technical criteria to open and close trades. Additionally, beta of both strategies is neutralized in order to obtain the alpha provided by the design of the strategies.

MULTI ASSET GROUP: Strategy that invest in a diversified universe of assets using quantitative models based on Momentum (risk adjusted returns) criteria.

TIME VALUE GROUP: Strategies that profit from calm markets exploiting time decay of options.

ASSET ALLOCATION GROUP: Strategies that use third party funds with a monthly rebalance and intramonth adjustments to create a dynamic asset allocation process.

The weight distribution among groups is performed by a Metastrategy which allocates weights dinamically. The main goal is to reduce volatility on the ensemble and adapt the fund to market conditions in order to achieve stable positive returns decorrelated with market oscillations.

Information for institutional and professional investors only. This is not an investment advice

FUND	Class A	Class B
ISIN	LU0890547374	LU0890547705
Bloomberg Ticker	AASABRA:LX	AASABRB:LX
Subscription / Redemption fees	0% / 0%	0% / 0%
Min. Initial investments / Min. Following	1M€ / 50.000€	125.000€ / 10.000€
Advisory fee Fixed / Success	1% / 10%	2% / 10%
NAV calculation	Weekly	
Cut Off	Friday 12:00 am	
Currency	EUR	
Management Company	Andbank Asset Management Luxembourg	
Auditor Company	Deloitte Luxembourg	
Depository Company	EFA	
Fund registration	Luxembourg Trade and Companies Register number B-147.174	

RISK CONSIDERATIONS

Financial investments are risky. Some of the risk involved are market risk, interest rates risk, currency risk, credit risk, liquidity risk, etc. and thus they are not suitable for all types of investors.

Thus, financial investments in general as well as the ones described in the present document can be subject to the aforementioned risks in a direct way and also in an indirect way through the use of third party investment vehicles.

Past performance is not a reliable indicator of future results, the value of financial investments and the income from them may fall as well as rise and investors may not get back the amount originally invested.

***The present document has been prepared for informative purposes only and is not an investment advice. Prospective investors should consult with their independent financial advisor with respect to their specific investment objectives, financial situation or particular needs to determine the suitability of investment.**

DISCLAIMER

Contents and products included in this document are not conceived or directed to retail clients or people residing in jurisdictions where they are not authorised.

This publication does not constitute an offer or advice of any kind, either related to Aurn Absolute Return SICAV SIF or any other investment mentioned. Any investment decision, wether present or future, is the sole responsibility of the investor and will have to take into careful consideration all the public information existing at the moment.

The present document has been created to provide general information on the matters covered. The information contained can be altered in part or in full without prior notice.

This document has been created carefully from sources we consider to be reliable, however we do not guarantee its accuracy or completeness.

Investments are always risky, involving among others market risk, interest rates risk, currency risk, credit risk, liquidity risk, concentration risk, etc., not being suitable for all investors. Thus financial investments in general and the ones covered in this document may be subject to the former risks in a direct way or indirectly through the use of other investment vehicles, therefore presenting a high volatility and resulting into a loss of the original investment.

Past performance does not necessarily indicate future performance.

Strictly private and confidential, not to be reproduced without authorization.